

FURNISHING OPTIONS - LANDMARK FEATURES & WAYFINDING AMENITIES

INTRODUCTION

Landmark features are often used by the public as common meeting places or destinations to relax. These features are usually designed with clusters of streetscape accessories such as benches, planters, and lighting - which signal to the public that relaxing in the area is welcomed. Landmark features also aid in wayfinding as it is common for people to refer to landmarks when giving descriptive directions. Therefore, landmarks often contribute largely to a streets overall 'readability' and should be a carefully planned part of any streetscape improvement. The following pages explore opportunities to create landmark features and discuss additional wayfinding amenities such as signage.



Examples of a western themed streetscape in Langley, BC. The signage and use of materials give way to making the streetscape readable.

A view of a landmark feature: Sculptural Art in Olympic Plaza in Calgary, Alberta



FURNISHING OPTIONS - LANDMARK FEATURES & WAYFINDING AMENITIES

THEMED PLAYGROUNDS

Currently there are no proposals for playground areas near Wye Road.

However, in the event that public parks near the Wye Road streetscape improvement area are 1) being designed or 2) being refurbished, it is recommended that the theme be carried over into the park area to improve overall connectivity and 'sense of place'.

Three examples of themed playground areas designed by Timberform (www.timberform.com) shown here display western motifs.



FURNISHING OPTIONS - LANDMARK FEATURES & WAYFINDING AMENITIES

TRELLIS FEATURE

As previously discussed in the Zone 5 section, it is recommended that trellis gateways aesthetically work within the theme. Examples of wood frame trellis features are provided below. It is possible that the trellis features custom designed for Wye Road could have stone bases or metal accents in the frame to intensify the visual unity between the features and the proposed streetscape furnishings. In addition; graphic details, logos, or dedication plaques are all items that could be considered in detailing trellis features.



PUBLIC AMENITY LANDMARKS

Clocks or sundials are public amenities that often serve a dual purpose in towns as visual landmarks.

Clocks such as the ones shown right by Canterbury International are common amenities found on streetscapes with a 'historic' or western detailing. It is strongly suggested that such an item be considered for Wye Road. Refer to www.canterburyintl.com for further information.



SCULPTURAL LANDMARKS

Public art can significantly contribute to the character of any particular street.

Sculptural art is especially impactful when incorporated into streetscape furnishings. An example of such is below showing a boy fastened to a bench. Incorporating such artwork into site furnishings would give greater depth and dimension to any space that the furnishing would be located in. It is recommended that any sculptural art selected would coordinate with the theme and be placed with a dedication plaque describing how the art relates to a historical fact about the area.

Public art can also be a landmark feature in the landscape when placed in a central location. The wildlife shown right is located in the center of a waterfeature and is the visual focus of the surrounding space. A 'centralized' approach to placing art could be considered for the plaza area, seating nodes along the pathway, or bordering major intersections along Wye Road. Refer to www.canterburyintl.com for further information on the sculptural art shown.



FURNISHING OPTIONS - LANDMARK FEATURES & WAYFINDING AMENITIES



MURAL LANDMARKS

Painting murals is a wonderful way to incorporate artwork into a streetscape. Mural projects are usually commissioned to local artists who understand the history of an area and can visually portray significant events or features about an area into the painted form.


Examples of towns famous for their streetscapes 'historic charm' through mural artwork are listed in coordination with photos shown left (going top to bottom).

- 1 'The Brag Load' - Parry Sound, Ontario
- 2 'The Dundalk Mural' - Welland, Ontario
- 3 'Digging of the Canal' - Welland, Ontario



SOUND-WALL RELIEF SCULPTURES

Sound wall relief sculpture is on the forefront of road improvements in North America and is one of the most popular solutions to handling visual blight from sound walls. These sculptures are created by taking a stencil (drawn by an artist or a design professional) and translating it onto sound wall panels by carving the stencil at an even depth. The images shown right illustrate how relief sculptures can depict the visual character of a community.



FURNISHING OPTIONS - LANDMARK FEATURES & WAYFINDING AMENITIES



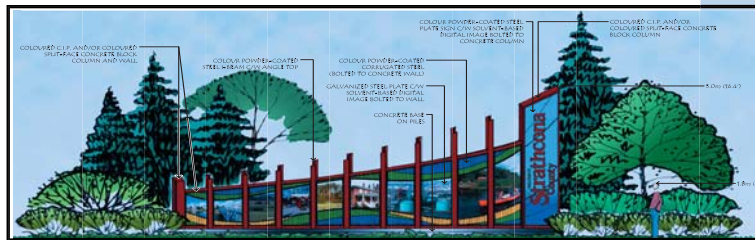
STREET SIGNAGE

The colour and text on street signage should relate to the overall theme of the streetscape. Key words, such as “downtown” or “city centre” could be used to convey to visitors where they are (see example in the third image down on the left). It is recommended that if a common graphic or logo is used throughout the streetscape, that it should also appear on central signage (see example in the second image down on the left).

Signs should be provided in open and obvious locations for people to notice them. Signs providing direction to the Museum and other local attractions should also be provided in multiple locations as a reminder to visitors that they are welcome to stop and experience the area.

GATEWAY SIGNAGE


Below is the approved graphic illustrating the gateway design of Wye Road as designed by Gibbs & Brown. Refer to the Zone 5 section for further information.




PLAZA & PATHWAY SIGNAGE

The images shown right are examples of how to incorporate additional forms of signage into a site that would signify an important feature. It is recommended that alternatives of signage be considered for areas such as the pathway or the plaza area. Custom detailing and design of such signage would be created to relate to the theme of the streetscape.

Place for: welcome information, directions to key places, and town logo. Also a great way to tell the story of why “Wye is Wye”.



EXAMPLE OF SIGNAGE FOR PLAZA, PATHWAY, OR ROAD MEDIANS



Wye Road Urban Design Guidelines

Reminder: A colour relating to the theme (i.e. dark grey) should be selected and applied to all metallic surfaces of streetscape furnishings (i.e. lights, trash receptacles, benches) to create a cohesive overall appearance